

# Reading Connection

Tips for Reading Success

Beginning Edition

May 2018

South Bend Community School Corporation


## Book Picks



### Read-aloud favorites

#### ■ **Jabari Jumps** (Gaia Cornwall)

Jabari loves swim lessons. But now it's time for the final test—jumping off the diving board. Suddenly, Jabari can think of a dozen things he needs to be doing instead of diving into the pool. With a little help from his dad, Jabari finds a way to overcome his fear.



#### ■ **Judy Moody & Stink: The Mad, Mad, Mad, Mad Treasure Hunt** (Megan McDonald)

A trip to Ocracoke Island, North Carolina, turns into a pirate adventure for Judy Moody and her brother. Readers join the fun of following a map and discovering clues in a search for buried treasure. (Also available in Spanish.)



#### ■ **Me...Jane** (Patrick McDonnell)

As a little girl, Jane Goodall dreamed of growing up and living in Africa where she would help all the animals in the jungle. This picture-book biography tells the story of how Jane studied animals and nature and grew up to be a scientist famous for her work with chimpanzees.

#### ■ **Money Madness** (David A. Adler)

Rocks, feathers, animals, and food have all been used as money throughout history. A cartoon Uncle Sam character leads this lively tour of currency geared toward young readers. The author uses humor to explain how money has changed over the years and the role it plays in our economy.



## Adventures in reading

Reading during summer break can help your child maintain—and even strengthen—her skills for the coming school year. Make books a part of summer with these activities.

### Go “on location”

Take family field trips inspired by book settings. Maybe you'll stop by a construction site or go out for ice cream. Have your youngster make real-life connections by pointing out things that remind her of the book (workers wearing hard hats, a display of sundae toppings).

### Aim for variety

Encourage your child to explore different topics and types of books with this idea. Put magnetic letters in a bag. Take turns drawing a letter and listing a topic that starts with it (*dancer* for D, *elephant* for E). When you visit the library, your youngster can use the list



to choose books like a biography of a dancer or a story about elephants.


### Achieve a goal

Join another family to meet a shared reading goal. Together, choose a target, such as 50 books or 1,000 pages, and throw a celebration when you reach it. You could hold a game night or a taco party, for instance. Let your child keep track of your progress and check in with the other family regularly.♥

## Reach out and write

Staying in touch with friends and relatives gives your youngster practical reasons to write. Suggest these projects:


- Exchange weekly letters or emails with a classmate or cousin. Your child will work on asking and answering questions as he and his pen pal learn about each other's summer experiences.
- Use a computer to write invitations to a cookout or reunion. Help your youngster mail or email them to guests. Typing the date and time of the event and the addresses lets him practice writing numbers.
- Design greeting cards for birthdays or other celebrations. Your child can write a cute poem on the front, then add a personal message on the inside.♥



# Once upon a story

Telling stories improves your youngster's creativity and communication. Use these ideas to inspire him.

**Patchwork stories.** Take turns being the storyteller and letting your listener choose the setting, character, and problem. Perhaps your child will pick the ocean, a dog, and a lost toy. You could begin, "Once upon a time, a polka-dotted puppy went to sea in a submarine. At the



bottom of the ocean, he found his red ball that had been missing." Now trade roles, and it's your youngster's turn to weave a setting, character, and problem into a story.

**Tall tales.** Stretch a real-life event into a tall tale, or a story that includes exaggeration. You might say, "One day, I went down the slide, floated off the

end, and started to fly." Your child picks up where you left off and adds his own exaggeration. "I flew up to the top of a tree and played tag with a squirrel." Keep going wherever the tale leads until someone can wrap it up with "The end." ♥


## Fun with Words

### My picture thesaurus

Draw, doodle, and sketch are all slightly different words for illustrate. Your youngster will practice writing and discover more synonyms, or words with similar meanings, as she creates her own picture thesaurus.

**Materials:** paper, stapler, crayons

Staple together several sheets of paper to make a book.



On each page, help your child write three words that have similar meanings. *Examples: cold, frosty, frozen.* (You could use a real thesaurus for ideas.)

Next, have her illustrate each word. She might draw a glass of lemonade for *cold*, a milkshake for *frosty*, and an ice cube for *frozen*.

Let her read her thesaurus to you. As she comes across new words, she can add them and their synonyms. *Idea:* Encourage her to use her thesaurus when she writes stories—she'll have a variety of words to choose from, which will make her writing more interesting. ♥



## Parent to Parent

### Read...and reread

When my son Tyler read aloud, he would say one word at a time, so his sentences sounded choppy. I told his teacher that he was so focused on figuring out the words, he'd lose track of what the story was about.

She said she was working with Tyler to help him recognize more words automatically, which will improve his fluency. She explained that repeated reading could make him more fluent, too, and she suggested this strategy.

First, Tyler reads a sentence from a book the way he normally does. Then, I pretend to "change the channel" by clicking on an imaginary remote control three times. After each click, I name a character, such as a mouse or a lion, and Tyler rereads the sentence in that voice.

Using silly voices makes it fun for Tyler to practice repeated reading. Now each time he rereads a passage, he reads a little more smoothly and with better expression. ♥



## Q&A

### Ready for kindergarten


**Q** My daughter starts kindergarten in the fall. What should I be doing to get her ready for reading?

**A** Giving your daughter a love of books and reading is the most important thing you can do. The best way to accomplish that is to read with her every day.

When you read together, point to the words as you say them. Your child will learn

that we read books from top to bottom and from left to right. She'll also pick up the idea that letters on the page make words that tell the story.

Talk about stories and ask questions, too. Simply inviting your daughter to describe her favorite parts or predict what might happen next gives her a stronger connection to books and will deepen her love of reading. ♥



## OUR PURPOSE

To provide busy parents with practical ways to promote their children's reading, writing, and language skills.

Resources for Educators,  
a division of CCH Incorporated

128 N. Royal Avenue • Front Royal, VA 22630  
800-394-5052 • rfeustomer@wolterskluwer.com  
www.rfeonline.com  
ISSN 1540-5648