

Reading Connection

Tips for Reading Success


Beginning Edition

May 2013

South Bend Community School Corporation

Title I

Book Picks



Read-aloud favorites

■ Apple Pie 4th of July

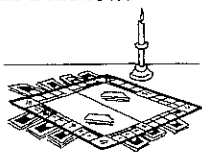
Dressed in red, white, and blue, a little girl enjoys a 4th of July parade and fireworks. She also tries to persuade her parents that no one will shop in their Chinese market that day. But as it turns out, Americans eat more than apple pie on July 4th. A story about cultures by Janet Wong.



■ Martha Speaks

Martha was an ordinary dog before a bowl of alphabet soup somehow made her talk—and talk and talk. Her tendency to speak her mind causes trouble for her family, until her amazing ability saves the day. The first book in Susan Meddaugh's Martha series. (Also available in Spanish.)

■ Blackout




Guess what? You don't need TV or computers to have fun! That's what the boy in

John Rocco's story discovers when the power goes out and his family enjoys playing games by candlelight and seeing the stars from the roof.

■ Volcanoes

Franklyn Branley's nonfiction book starts with the story of the famous volcano that buried Pompeii, and it continues with amazing facts. For example, just one eruption can affect weather all over the world. The book also explains how to make a "volcano" at home.



Bring books to life

Summer is full of outings and activities. Help your child pair them with stories—she will make real-life connections and improve her reading comprehension.

On the beach

Pack beach stories or non-fiction books about ocean life. She can read under an umbrella and look around for things mentioned in the books (children building sand castles, crabs scurrying across the sand). *Variation:* Have a beach day in your backyard with a wading pool and beach towels.



In the car


Keep books in the car that are related to places you go. Your child could read a story about money on the way to the bank and then name coins and bills as you wait in line. Or she might read a book set in pioneer days while headed to a history museum. After you arrive, let her find items from the book (weaving loom, washboard).

Note: Your youngster's teacher or librarian can recommend titles to match your activities. ♥

Play library

Pretending to be a librarian is a wonderful way for your youngster to enjoy books. He can use his own books or ones from the library and try these steps.


- 1. Organize.** Suggest that he put books in alphabetical order on a shelf or sort them into baskets by category (sports, crafts).
- 2. Decorate.** Encourage him to make a book display like those he sees in the library. For instance, he might feature stories about gardening along with plants and a shovel.
- 3. Read.** He could hold story hours and read to you and other family members who visit his library.
- 4. Recommend.** Pretend to be a library patron, and ask him to recommend books for you. For example, he might say, "Oh, you have dogs? Try this pet care book." ♥



Summer writing

Whether your youngster is jumping rope or running a lemonade stand, he can find inspiration for creative writing. With these ideas, he'll be ready to dive right back into writing when school starts again:

- Ask him to write an opening line for an invitation to his birthday party or a family barbecue. *Example:* "Hit a home run at my baseball party!"



- Take photos of summer events, and have your child write captions. Explain that he should name the people and include interesting details about the pictures.
- Skip rope together to a rhyme he writes himself. You could teach him a rhyme from your childhood and suggest that he make up new words to the same rhythm.



- Let your youngster set up a lemonade stand. Help him design a sign to attract customers. ("What's sweet, cold, and refreshing? Our fresh-squeezed lemonade!")
- Have him create an American flag out of construction paper and write a summer poem on the stripes.♥

Fun with Words Read-aloud learning

What better place is there to find words than in a book? Help your child read and understand new words with these read-aloud activities.

Spot the combination.

Flip through a book before you read to your youngster. Look for a letter combination that appears frequently, such as *ch*, *gr*, *sp*, or *ing*. As you read, she can point out words that contain it. *Idea:* When you finish reading, have her think of more words with that combination.




Q&A "What do you think?"

Q My daughter is always asking questions. I love that she's so curious—how can I use her questions to help her learn?

A Your youngster's questions are good opportunities for her to think, talk, and read.

When she asks you something ("Why is there a rainbow?"), try to stretch her thinking. Encourage her to come up with possible answers—she'll learn to express her ideas and talk through her reasoning. You can also share your own thoughts and ask follow-up questions. ("I've seen a rainbow in the sprinkler. Why do you think that is?") You'll steer her toward possibilities she may not have considered.

Finally, look up the topic in a library book or online so she can check the answer—and learn even more.♥



Catch my mistake. Ask your child to follow along by running her finger under the words while you read. But every now and then, substitute a word or phrase for one on the page (without changing the meaning), and see if she can catch you! For instance, you could replace "trouble" with "hot water" in the sentence "Sophie hoped she wouldn't be in trouble."♥

Parent to Parent Something new to read

Our son Seth is an avid reader.

Recently, he complained that he had "already read all the good books." I assured him that there are plenty more books out there for him!

Then, we looked online to see what kids his age are reading. At scholastic.com, we found a list of popular series, and he decided to try two: *Henry and Mudge* by Cynthia Rylant and *Fly Guy* by Tedd Arnold.

My husband and I also dug up books that we read when we were his age. Seth was excited to pull out my old volume of fairy tales and his dad's choose-your-own-adventure books.

Not only has Seth discovered new books, he has learned that we can look online and he can get ideas from others about what to read.♥



OUR PURPOSE

To provide busy parents with practical ways to promote their children's reading, writing, and language skills.

Resources for Educators, a division of CCH Incorporated
 128 N. Royal Avenue • Front Royal, VA 22630
 540-636-4280 • rfeustomer@wolterskluwer.com
www.rfeonline.com
 ISSN 1540-5648